

Scaled data based on original data using
LM-79-08 Approved Method: Electrical and Photometric Measurements of Solid-
State Lighting Products

Test Report Prepared for
Cooper Lighting Solutions
(formerly Eaton)

Brand: INVUE

Report Number: P400743

Luminaire Tested: **ENT-SA1-730-U-T4FT-HSS-XXB**

Issue Date: 5/20/2020

Test Information

Test Method: LM-79-08
Report Number: P400743
TEST IS SCALED FROM IESNA LM-79-08 TEST DATA (G1-2004-754-16)
Test Lab: INNOVATION CENTER
Issue Date: 5/20/2020
Manufacturer: COOPER LIGHTING SOLUTIONS (FORMERLY EATON)
Product Line: INVUE
Catalog Number: ENT-SA1-730-U-T4FT-HSS-XXB
Description: ENTRI LED LUMINAIRE
(1) 70 CRI, 3000K LIGHTSQUARE IN BATTERY OPERATION WITH 16 LEDS AND TYPE IV FORWARD THROW OPTICS WITH HOUSE SIDE SHIELD
Light Source: -
Ballast/Driver: ELECTRONIC DRIVER

Summary

Lumens per Lamp: N/A
Luminaire Lumens: 498 lumens
Efficiency: N/A
Efficacy: 38.3 lumens/watt
Luminous Opening: Rectangular (W 0.5' x L: 0.5' x H: 0')
IES Classification: Type IV - Short - Semi-Cutoff
BUG Rating: B0 - U0 - G0

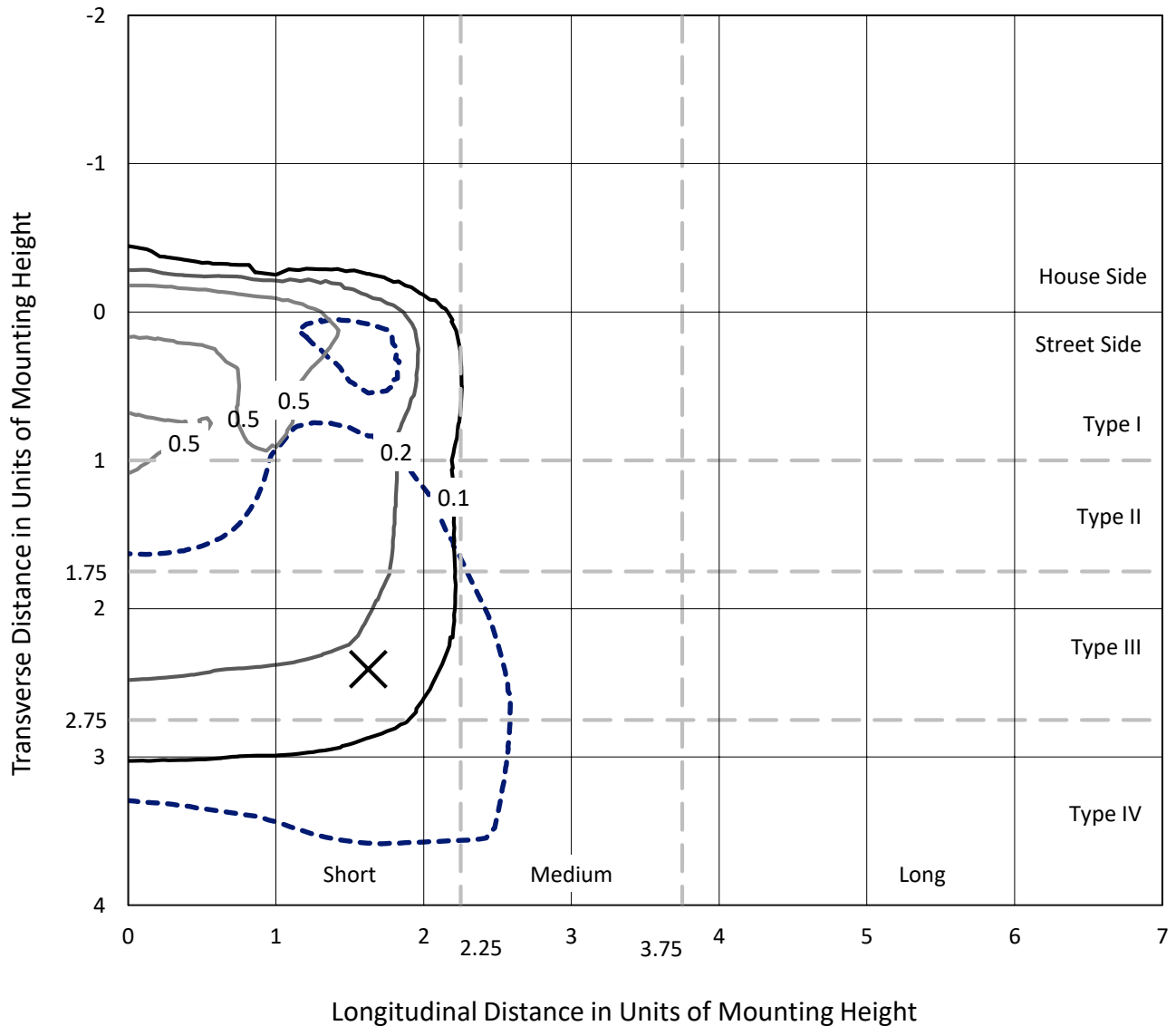
Input Watts (W): 13
Input Voltage (V): NR
Input Current (Ain): NR
Voltage Rise (V): NR
Power Factor: NR
Total Harmonic Distortion (THDi): NR
Frequency (hertz): 60
Stabilization Time: NR
Operation Time: NR
Ambient Temperature (°C): NR
Test Distance: 25 FT



REPORT NUMBER: P400743
 CATALOG NUMBER: ENT-SA1-730-U-T4FT-HSS-XXB

Iso-Footcandle Lines of Horizontal Illumination

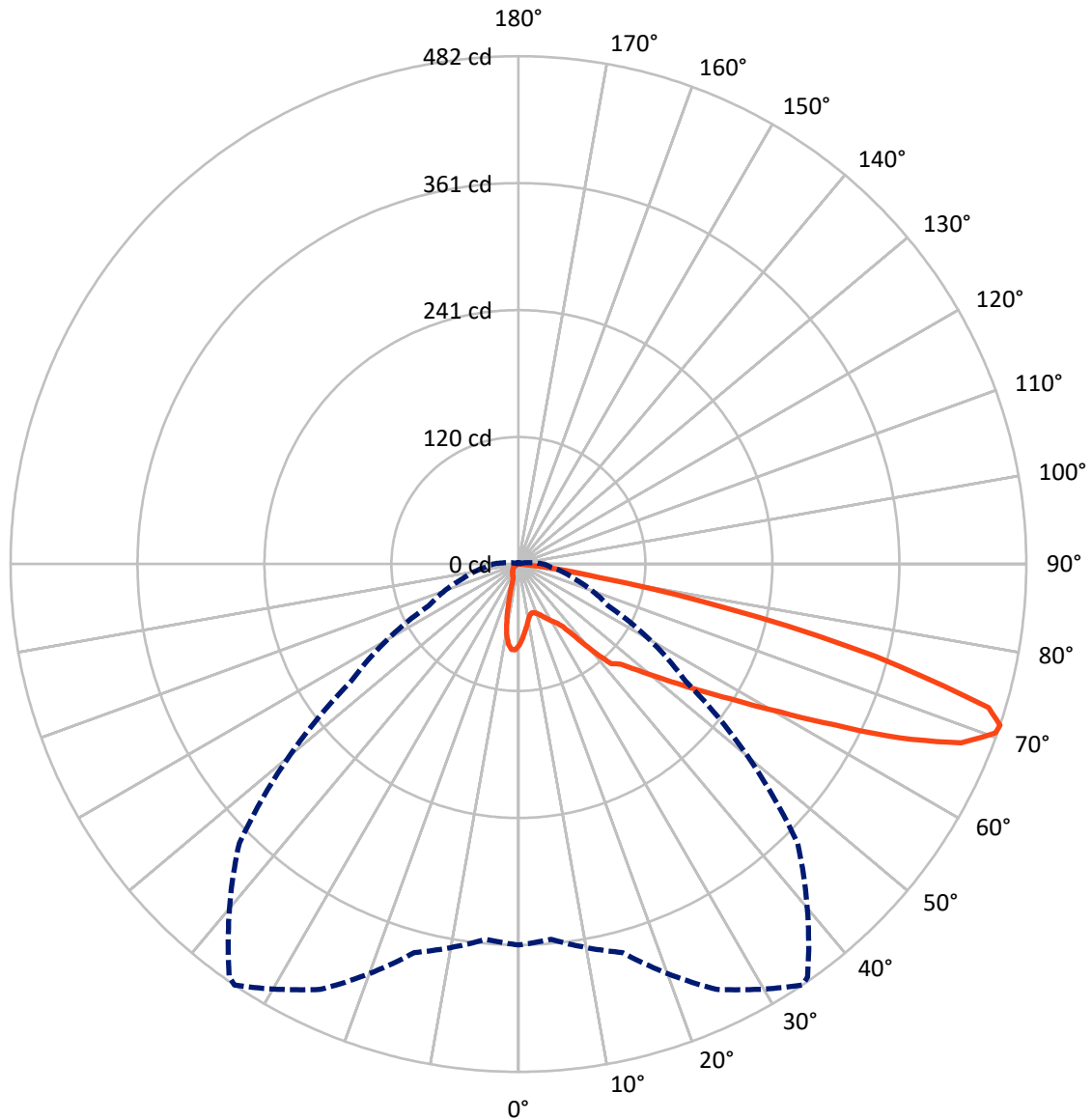
× Max cd
 - - - 1/2 Max cd



Based on 10 foot mounting height. Maximum calculated value = 0.8 fc
 Type IV - Short - Semi-Cutoff

REPORT NUMBER: P400743
CATALOG NUMBER: ENT-SA1-730-U-T4FT-HSS-XXB

Luminous Intensity Polar Plot



— Vertical Plane Through 34-Deg Lateral - - - Horizontal Cone Through 71-Deg Vertical

REPORT NUMBER: P400743

CATALOG NUMBER: ENT-SA1-730-U-T4FT-HSS-XXB

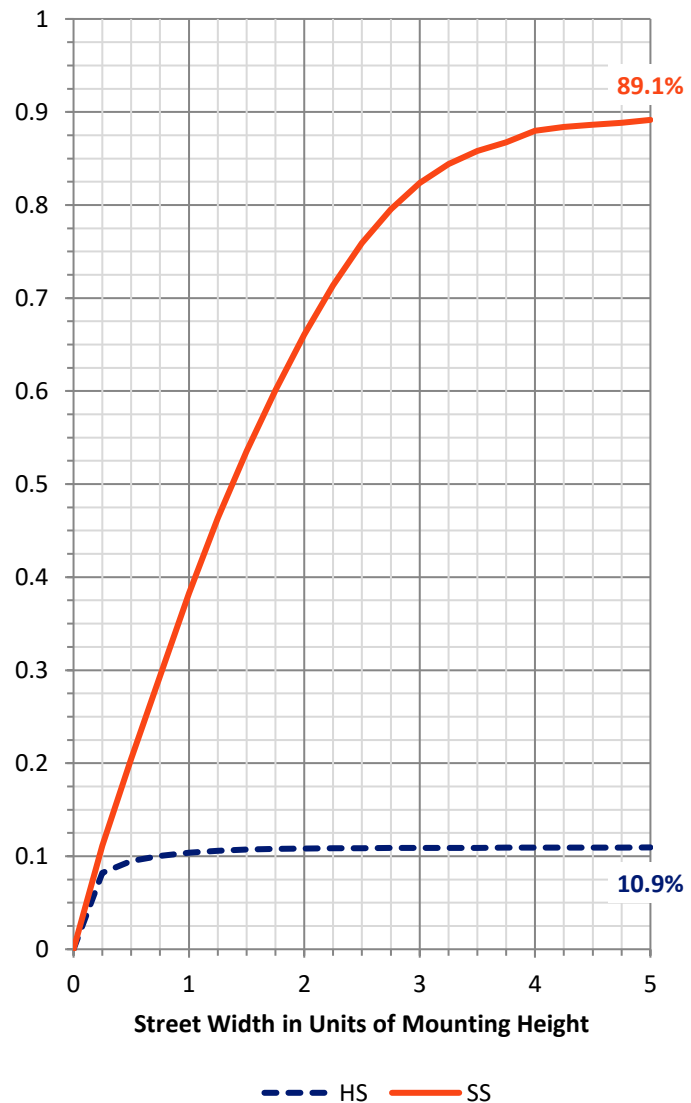
FLUX DISTRIBUTION:

		Downward	Upward	Total
House Side	Lumens	55.1	0.0	55.1
	% Fixture	11.1	0.0	11.1
Street Side	Lumens	442.9	0.0	442.9
	% Fixture	88.9	0.0	88.9
Total	Lumens	498.0	0.0	498.0
	% Fixture	100.0	0.0	100.0

ZONAL LUMENS:

Zone	Lumens	% Fixture
0°-10°	6.8	1.4
10°-20°	15.6	3.1
20°-30°	23.3	4.7
30°-40°	38.9	7.8
40°-50°	70.2	14.1
50°-60°	111.4	22.4
60°-70°	149.6	30.0
70°-80°	79.4	15.9
80°-90°	2.9	0.6
90°-100°	0.0	0.0
100°-110°	0.0	0.0
110°-120°	0.0	0.0
120°-130°	0.0	0.0
130°-140°	0.0	0.0
140°-150°	0.0	0.0
150°-160°	0.0	0.0
160°-170°	0.0	0.0
170°-180°	0.0	0.0
0°-90°	498.0	100.0
0°-180°	498.0	100.0

Coefficient of Utilization



REPORT NUMBER: P400743

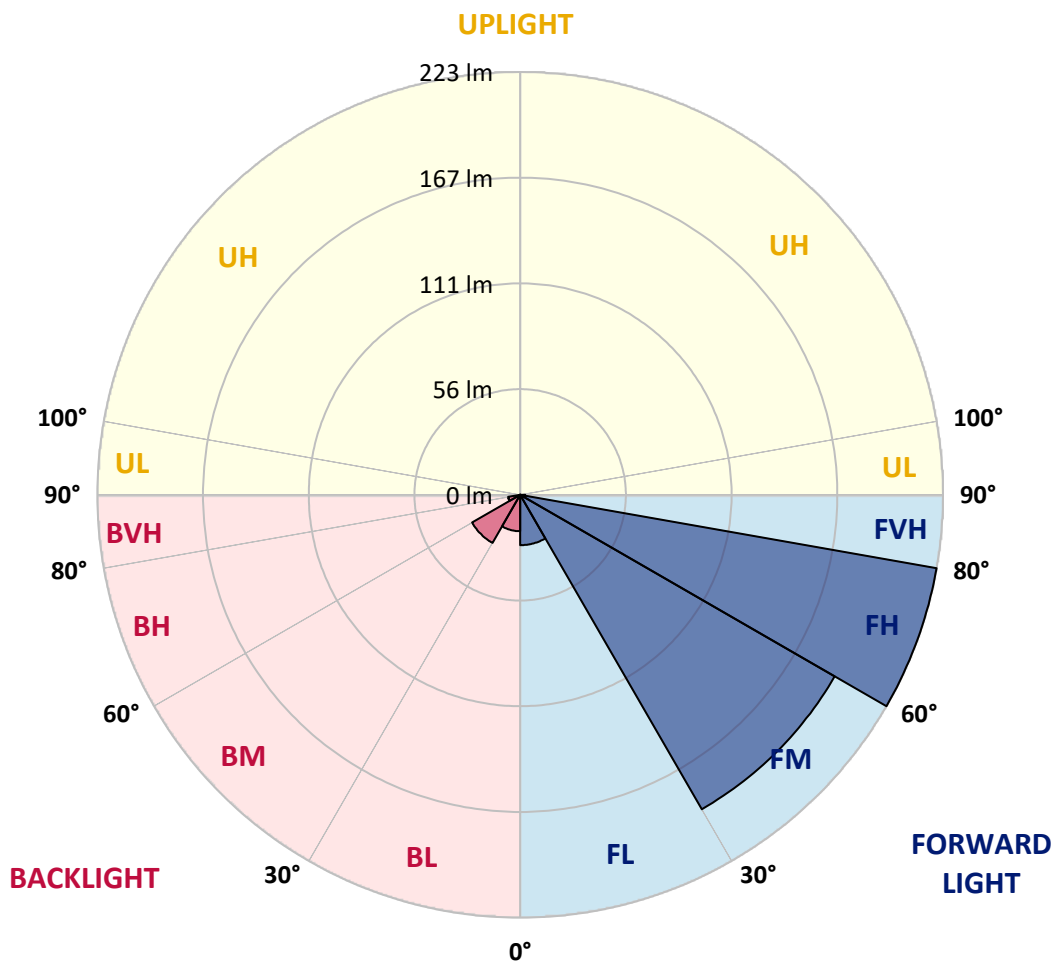
CATALOG NUMBER: ENT-SA1-730-U-T4FT-HSS-XXB

LUMINAIRE CLASSIFICATION SYSTEM LUMEN TABLE AND BUG RATING:

Zone		Lumens	% Fixture	Zone Rating/Lumen Limit		
				B	U	G
FL	(0°-30°)	26.5	5.3			
FM	(30°-60°)	191.2	38.4			
FH	(60°-80°)	222.6	44.7			G0/660
FVH	(80°-90°)	2.7	0.5			G0/10
BL	(0°-30°)	19.2	3.8	B0/110		
BM	(30°-60°)	29.2	5.9	B0/220		
BH	(60°-80°)	6.4	1.3	B0/110		G0/110
BVH	(80°-90°)	0.3	0.1			G0/10
UL	(90°-100°)	0.0	0.0		U0/0	
UH	(100°-180°)	0.0	0.0		U0/0	

BUG Rating: B0-U0-G0

Type IV Short





REPORT NUMBER: P400743

CATALOG NUMBER: ENT-SA1-730-U-T4FT-HSS-XXB

CANDELA DISTRIBUTION (FULL):

	0°	5°	15°	25°	34°	35°	45°	55°	65°	75°	85°
0°	77.2	77.2	77.2	77.2	77.2	77.2	77.2	77.2	77.2	77.2	77.2
2.5°	70.3	69.4	70.2	70.6	70.9	71.3	71.9	73.0	74.2	75.6	76.4
5°	61.3	61.8	62.1	63.2	64.3	64.5	66.4	68.6	71.4	74.2	76.6
7.5°	54.0	54.0	54.9	56.6	58.4	58.6	61.9	64.8	68.8	73.1	77.0
10°	48.2	48.4	49.1	50.8	53.1	53.6	57.3	61.3	66.3	71.9	77.4
12.5°	46.3	46.2	46.1	47.3	49.2	49.7	53.8	58.6	64.5	71.3	78.4
15°	47.5	47.2	46.5	46.7	47.9	48.4	52.0	56.8	63.4	71.2	80.1
17.5°	49.4	49.0	47.7	47.3	48.6	49.1	52.1	56.3	63.0	71.7	82.1
20°	51.7	51.3	49.3	48.8	50.1	50.5	53.6	57.2	63.2	72.7	84.8
22.5°	55.0	54.5	51.6	51.0	52.3	52.7	56.0	59.3	64.4	74.5	88.5
25°	59.0	58.4	54.7	53.9	55.5	55.9	59.2	62.3	66.4	76.9	93.2
27.5°	63.4	62.7	58.8	57.2	59.0	59.6	62.7	66.1	69.3	79.9	99.4
30°	67.4	66.6	62.8	61.0	62.8	63.1	66.8	70.6	74.0	85.0	108.4
32.5°	78.5	76.5	70.6	65.4	66.6	67.2	71.7	77.7	82.8	91.1	120.1
35°	95.1	93.5	86.3	77.3	73.1	73.3	79.1	86.7	89.0	98.2	134.6
37.5°	111.0	109.6	103.3	95.1	87.1	87.4	88.4	95.7	98.4	110.4	152.3
40°	128.5	126.3	121.3	113.4	107.9	106.6	101.8	106.8	112.7	125.9	171.6
42.5°	136.6	134.5	129.3	129.8	129.2	126.9	117.2	124.3	130.9	148.4	192.9
45°	150.0	145.9	135.2	136.0	135.2	135.4	137.8	148.1	153.8	172.2	217.0
47.5°	162.4	157.7	146.5	145.7	149.2	151.0	163.9	176.4	176.9	192.9	235.9
50°	173.7	170.3	160.0	160.1	166.5	168.5	194.3	205.7	195.6	208.8	250.7
52.5°	188.7	183.9	174.7	178.0	188.0	189.8	224.6	231.4	209.1	223.2	262.3
55°	202.6	200.0	193.2	198.1	213.4	218.1	255.4	251.2	218.6	236.0	267.9
57.5°	225.4	222.9	221.1	223.6	244.1	250.0	286.6	265.2	226.0	244.5	265.3
60°	263.4	260.9	255.5	257.8	284.5	287.5	311.0	279.4	228.9	246.9	255.1
62.5°	310.2	307.2	298.5	309.0	335.8	335.7	336.4	286.9	225.2	239.8	228.2
65°	352.5	348.2	343.7	365.3	397.9	393.4	363.4	287.8	213.5	205.5	176.5
67.5°	383.3	381.6	384.1	417.8	452.9	448.4	389.6	275.4	177.7	148.3	109.0
70°	382.1	378.6	394.5	448.3	480.2	476.5	388.5	226.3	118.5	78.6	45.7
71°	361.4	357.4	381.6	445.3	481.8	478.3	374.5	193.6	93.8	55.5	30.1
72.5°	279.3	291.4	329.8	413.2	466.4	461.9	336.4	148.2	59.4	32.1	15.1
75°	118.1	124.7	195.8	295.0	349.8	347.5	226.8	68.5	27.3	14.5	5.8
77.5°	30.4	30.0	60.0	126.5	203.7	207.3	104.5	23.5	14.2	10.3	3.3
80°	5.9	6.4	17.1	44.0	77.8	79.9	34.1	10.3	9.5	8.1	1.7
82.5°	0.6	0.7	3.0	13.6	26.1	25.2	7.5	3.9	5.8	5.5	0.8
85°	0.0	0.0	0.1	0.1	0.1	0.1	0.1	0.4	1.4	1.5	0.2
87.5°	0.0	0.0	0.1	0.1	0.0	0.0	0.0	0.0	0.0	0.0	0.0
90°	0.0	0.0	0.0	0.0	0.0	0.0	0.0	0.0	0.0	0.0	0.0



REPORT NUMBER: P400743

CATALOG NUMBER: ENT-SA1-730-U-T4FT-HSS-XXB

CANDELA DISTRIBUTION (continued):

	90°	95°	105°	115°	125°	135°	145°	155°	165°	175°	180°
0°	77.2	77.2	77.2	77.2	77.2	77.2	77.2	77.2	77.2	77.2	77.2
2.5°	77.0	77.9	78.9	79.6	80.3	80.4	81.4	81.2	81.5	81.6	81.5
5°	77.9	79.1	81.0	82.0	82.4	81.7	81.5	80.4	80.0	79.5	79.0
7.5°	78.9	80.4	82.6	83.1	81.7	79.1	77.0	74.3	71.8	70.2	70.4
10°	80.0	81.9	83.7	82.4	78.8	73.7	67.8	61.8	56.5	54.5	55.2
12.5°	81.4	83.7	84.5	80.9	73.9	63.6	52.9	43.8	38.3	35.0	34.6
15°	83.5	85.8	84.9	78.5	66.1	50.0	36.7	27.5	22.2	20.5	19.6
17.5°	86.1	88.3	84.9	74.2	55.0	35.8	22.3	16.7	15.0	14.6	14.7
20°	89.3	91.4	84.5	67.7	42.4	22.0	14.9	13.8	13.8	13.8	13.7
22.5°	93.6	94.7	83.9	59.1	29.2	14.9	13.2	13.1	13.2	13.2	13.2
25°	98.8	98.6	82.8	48.8	18.4	12.7	12.6	12.6	12.7	12.8	12.8
27.5°	105.6	103.5	80.9	36.5	13.0	11.8	12.0	12.2	12.4	12.6	12.6
30°	115.2	110.1	77.8	24.7	11.0	10.9	11.3	11.9	12.2	12.4	12.4
32.5°	125.5	116.9	72.5	15.8	10.1	10.0	10.4	11.3	12.1	12.3	12.3
35°	138.5	124.2	64.6	11.4	9.5	9.3	9.7	10.5	11.7	12.3	12.3
37.5°	152.2	132.0	53.1	9.6	8.9	8.7	9.0	9.6	11.0	12.1	12.2
40°	166.8	138.9	39.9	8.9	8.3	8.2	8.3	8.9	10.0	11.5	11.8
42.5°	181.5	144.7	27.9	8.2	7.8	7.6	7.8	8.2	9.2	10.5	10.7
45°	197.7	151.1	18.6	7.6	7.4	7.2	7.4	7.7	8.4	9.1	9.2
47.5°	209.5	153.4	12.8	6.9	6.8	6.9	7.0	7.2	7.6	7.7	7.6
50°	217.3	152.2	9.2	6.2	6.3	6.6	6.6	6.7	6.7	6.4	6.3
52.5°	223.0	147.8	7.1	5.3	5.9	6.2	6.2	6.0	5.8	5.4	5.3
55°	223.6	137.9	5.6	4.6	5.3	5.8	5.7	5.3	4.9	4.5	4.5
57.5°	216.0	122.9	4.6	3.9	4.6	5.1	4.9	4.5	4.0	3.7	3.7
60°	203.7	107.5	3.9	3.3	3.8	4.3	4.0	3.7	3.2	2.9	2.9
62.5°	181.0	92.4	3.2	2.7	3.1	3.4	3.3	3.0	2.5	2.3	2.2
65°	138.7	70.3	2.4	2.1	2.4	2.8	2.6	2.3	2.0	1.7	1.6
67.5°	83.4	42.3	1.9	1.6	1.9	2.2	2.0	1.7	1.4	1.2	1.2
70°	35.3	18.1	1.5	1.2	1.4	1.7	1.6	1.4	1.1	1.0	1.0
71°	24.0	12.9	1.3	1.1	1.3	1.6	1.5	1.3	1.1	1.0	1.0
72.5°	12.3	6.6	1.1	0.9	1.2	1.4	1.4	1.2	1.0	1.0	1.0
75°	4.4	2.8	0.9	0.8	1.0	1.0	1.1	1.1	1.1	1.1	1.0
77.5°	2.5	1.7	0.8	0.8	0.8	0.9	1.1	1.2	1.3	1.3	1.2
80°	1.4	0.9	0.5	0.6	0.8	0.9	1.1	1.2	1.4	1.4	1.3
82.5°	0.7	0.3	0.1	0.3	0.5	0.8	0.9	1.0	1.2	1.1	1.1
85°	0.1	0.0	0.0	0.1	0.3	0.4	0.6	0.8	1.0	1.0	0.9
87.5°	0.0	0.0	0.0	0.0	0.1	0.2	0.3	0.5	0.7	0.8	0.7
90°	0.0	0.0	0.0	0.0	0.0	0.0	0.0	0.0	0.0	0.0	0.0

(END OF REPORT)